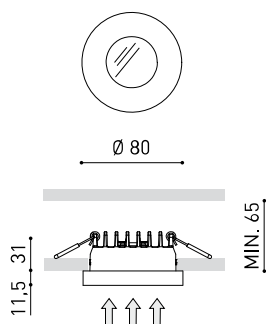


# Puck Recessed

# ARKOSLIGHT



## Dimensions



## Awards



## PRODUCT

Name	PUCK RECESSED M DIM PH.CUT 2700K NT
Reference	A3131050NT
Colour	Textured black
RAL	9005
Category	CEILING RECESSED

## LIGHT SOURCE

Type	LED
Gross luminous flux	1090 lm
Colour temperature	2700 K
Chromatic stability	MacAdam Step 2
Colour Rendering Index	CRI>90
Power	9 W
Current	500 mA
Efficacy	121 lm/W
LED lifespan	L80B10 >60.000h
Energy efficiency class	E

## LIGHTING FIXTURE | PHOTOMETRIC DATA

Lighting efficiency	77%
Light beam angle	45°

## LIGHTING FIXTURE | ELECTRICAL DATA

Driver	Included - Connected
Power values of the system	11,69 W
Frequency	50/60 Hz
Dimming	Phase Cut - Other DIM, please consult
Electrical insulation class	□

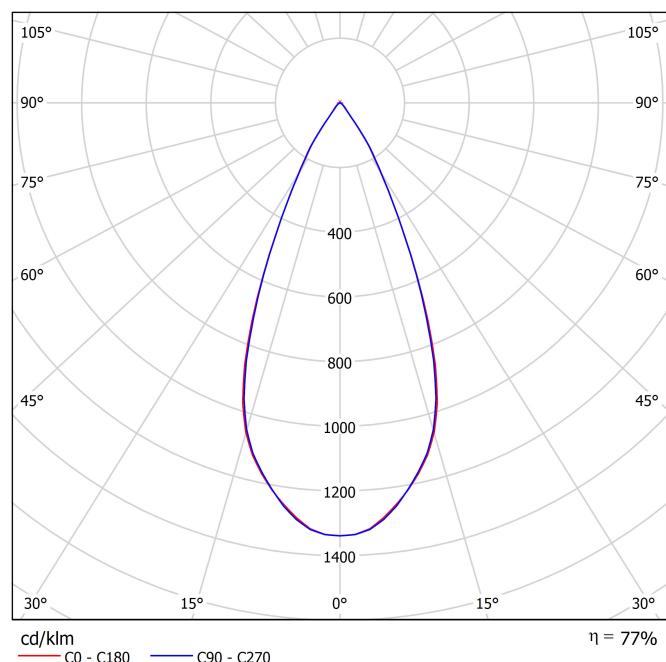
## OTHER DATA

Sealing	IP20
Wireless control	Please Consult
Emergency power supply	Please Consult
Recess measurements	Ø73 mm
Weight	326 g
Packaged weight	380 g
Packaging dimensions	158 x 156 x 59 mm
Units per package	1
Materials	Aluminium / Optical Glass

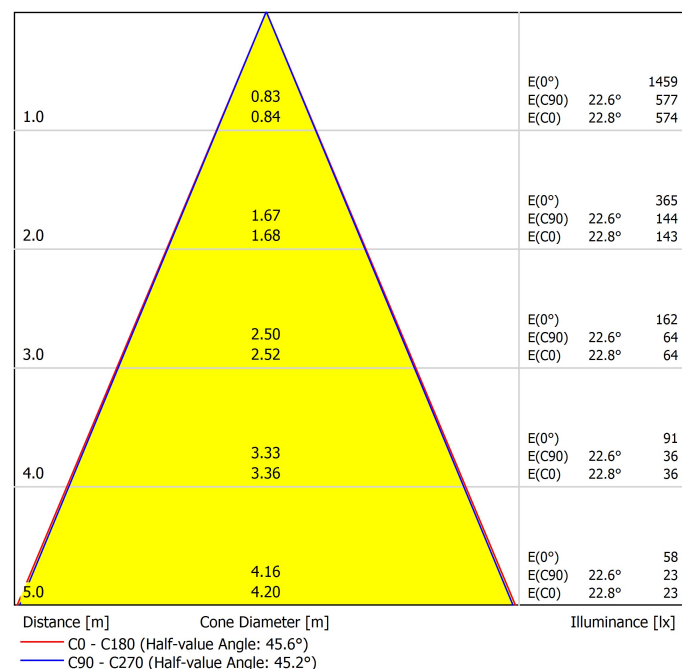


Puck Recessed is the Puck version for recessed applications. Puck Recessed aims to fulfill the functions of general lighting. Its discreet presence takes the shape of a circular piece, totally made of aluminium, with a slight rounded slant to hold the light source back a few centimetres.

## Polar diagram

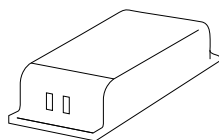


## Conical diagram



## UGR

Glare Evaluation According to UGR												
p Ceiling		70	70	50	50	30	70	70	50	50	30	
p Walls		50	30	50	30	30	50	30	50	30	30	
p Floor		20	20	20	20	20	20	20	20	20	20	
Room Size X Y		Viewing direction at right angles to lamp axis					Viewing direction parallel to lamp axis					
2H	2H	5.3	6.0	5.6	6.2	6.4	4.9	5.6	5.2	5.8	6.0	
	3H	6.2	6.8	6.4	7.0	7.2	6.2	6.8	6.5	7.0	7.3	
	4H	7.8	8.4	8.1	8.6	8.9	7.9	8.5	8.2	8.7	9.0	
	6H	8.4	8.9	8.7	9.2	9.5	8.5	9.0	8.8	9.3	9.5	
	8H	8.5	9.0	8.8	9.3	9.6	8.6	9.1	8.9	9.4	9.7	
	12H	8.5	9.0	8.9	9.3	9.6	8.6	9.1	9.0	9.4	9.7	
4H	2H	5.5	6.0	5.8	6.3	6.6	5.1	5.7	5.4	6.0	6.2	
	3H	7.0	7.5	7.3	7.8	8.1	7.1	7.5	7.4	7.8	8.2	
	4H	8.8	9.2	9.2	9.6	9.9	9.0	9.4	9.3	9.7	10.0	
	6H	9.5	9.8	9.9	10.2	10.6	9.6	9.9	10.0	10.3	10.7	
	8H	9.6	9.9	10.0	10.3	10.7	9.8	10.1	10.2	10.5	10.8	
	12H	9.7	10.0	10.1	10.4	10.8	9.8	10.1	10.3	10.5	10.9	
8H	4H	9.3	9.6	9.7	10.0	10.4	9.4	9.7	9.8	10.1	10.5	
	6H	10.0	10.3	10.5	10.7	11.1	10.1	10.3	10.6	10.8	11.2	
	8H	10.2	10.4	10.7	10.8	11.3	10.3	10.5	10.8	11.0	11.4	
	12H	10.3	10.5	10.8	10.9	11.4	10.4	10.6	10.9	11.1	11.5	
12H	4H	9.3	9.6	9.8	10.0	10.4	9.4	9.7	9.9	10.1	10.5	
	6H	10.1	10.3	10.5	10.7	11.2	10.1	10.3	10.6	10.8	11.2	
	8H	10.3	10.4	10.8	10.9	11.4	10.4	10.6	10.9	11.0	11.5	
Variation of the observer position for the luminaire distances S												
S = 1.0H S = 1.5H S = 2.0H		+4.5 / -3.3 +7.2 / -4.1 +9.1 / -5.0					+4.7 / -3.4 +7.3 / -4.0 +9.2 / -4.8					
Standard table		BK01					BK01					
Correction Summand		-5.4					-5.4					
Corrected Glare Indices referring to 1090lm Total Luminous Flux												



## DRIVER

0000-86-25	DRIVER PH.CUT 500mA 10W
------------	-------------------------

## PHASE CUT DIMMERS TESTED FOR COMPATIBILITY:

Brand / Manufacturer	Model number	Dimming Type
Busch	6523 U-102	Universal
Clipsal	32E450TM	Trailing edge
Clipsal	32E450UDM	Universal
ELKO	316GLE	Trailing edge
ELKO	315GLE-2Pole	Trailing edge
ELKO	315GLE	Trailing edge
Feller	40200.LED.F.61	Universal
GIRA	117600/I01	Trailing edge
Jung	225 TDE	Trailing edge
Jung	225NVDE	Leading edge
Jung	254 UDIE 1	Universal
NIKO	325	Universal
SAL	SDA450	Trailing edge
SAL	SDD350	Trailing edge
Siemens	5TCB 257	Leading edge
Clipsal	32ELED	Trailing edge
DIGINET/ MMDM	04-B3218-H	Trailing edge
DIGINET/ MEDM	04-B1218-D	Trailing edge
SG Bluetooth	820322	Trailing edge
GIRA	6523U	Leading edge
Sunny	SDD400U	Trailing edge
Clipsal	31E2PUDM	Trailing edge
Trader	DIMR Trader Dimpala Eclipse	Trailing edge
SCHNEIDER	SBD315RC	Trailing edge
VARILIGHT	JQP401W	Trailing edge
MK	K1521 WHILV	Trailing edge

THE PARTICULAR CONDITIONS OF EACH INSTALLATION AND THE SPECIFICATIONS AND CONDITIONS OF USE OF EACH REGULATOR, MAY DIFFER FROM THOSE CONSIDERED IN THE COMPATIBILITY TESTING, AND AFFECT ITS PERFORMANCE IN SAID INSTALLATION.

FOR MORE INFO, PLEASE CONSULT



Fuente de luz (LED) reemplazable por un profesional autorizado

Replaceable (LED only) light source by an authorized professional.

Source lumineuse (LED) remplaçable par un professionnel agréé

Sorgente luminosa (LED) sostituibile da parte di un professionista autorizzato

Austauschbare (LED) Lichtquelle durch einen autorisierten Fachmann



Equipo de control reemplazable por un profesional autorizado

Replaceable control gear by an authorized professional

Dispositif de commande remplaçable par un professionnel agréé

Alimentatore sostituibile da parte di un professionista autorizzato

Auswechselbares Betriebsgerät durch autorisierten Fachmann

## Instrucciones para el final de vida y la eliminación de los componentes:

### Instructions on end-of-life and component disposal:

### Instructions pour la gestion des composants en fin de vie et leur mise au rebut :

### Istruzioni per il fine vita e lo smaltimento dei componenti:

### Anweisungen zur entsorgung der Leuchtenkomponenten:



Interrumpir la alimentación del aparato  
Cut the power supply to the luminaire  
Couper l'alimentation du luminaire  
Interrompere l'alimentazione dell'apparecchio  
Stromversorgung der Leuchte unterbrechen



Quitar la(s) fuente(s) de luz para el desecho  
Remove light source(s) for disposal  
Retirer la (les) source(s) lumineuse(s) pour l'élimination  
Rimuovere la/le sorgente/e di luce per lo smaltimento  
Lichtquelle(n) zur Entsorgung entfernen



Quitar la batería para el desecho  
Remove the battery for decommissioning  
Retirer la batterie pour sa mise au rebut  
Rimuovere la batteria per la dismissione  
Die Batterie ordnungsgemäß entsorgen



Quitar el equipo de control para el desecho  
Remove control gear for disposal  
Retirer le dispositif de commande pour l'élimination  
Rimuovere l'alimentatore per lo smaltimento  
Betriebsgerät zur Entsorgung ausbauen

Enviar los materiales a un centro de recogida RAEE  
Send the materials to a WEEE collection centre  
Envoyer les matériaux dans une déchetterie DEEE  
Inviare i materiali ad un centro di raccolta RAEE  
Die Materialien in einem WEEE-Zentrum entsorgen

